

## GAC ICANN86 Policy Forum Details

This document has been prepared by the GAC Support staff to familiarize GAC attendees with the resources available to help prepare for and participate in GAC sessions and other community events during the ICANN86 Policy Forum Details.

This document is designed to be a handy reference guide for both new and experienced GAC participants. Readers can consult specific topics and categories of information without reading the entire document.

The topics covered in this document include:

### Table of Contents

<a href="#">GAC Meeting Overview</a>	<a href="#">2</a>
<a href="#">Meeting Prep Week</a>	<a href="#">2</a>
<a href="#">GAC Meeting Agenda – Navigating the Meeting Calendar Page</a>	<a href="#">7</a>
<a href="#">Keeping Time - Meeting Time Zones</a>	<a href="#">9</a>
<a href="#">Registration for ICANN86</a>	<a href="#">9</a>
<a href="#">Registration for Individual Sessions</a>	<a href="#">10</a>
<a href="#">Connecting to GAC Sessions</a>	<a href="#">11</a>
<a href="#">Connecting to Other Community Sessions</a>	<a href="#">12</a>
<a href="#">ICANN86 Information</a>	<a href="#">12</a>
<a href="#">An Equitable Experience for All</a>	<a href="#">13</a>
<a href="#">Zoom Room Mechanics</a>	<a href="#">13</a>
<a href="#">Zoom Tutorial References</a>	<a href="#">13</a>
<a href="#">Joining the Zoom Room</a>	<a href="#">14</a>
<a href="#">Comments/Questions during GAC Sessions</a>	<a href="#">15</a>
<a href="#">Zoom Access to Live Session Interpretations</a>	<a href="#">16</a>
<a href="#">Real Time Transcriptions (RTT)</a>	<a href="#">16</a>
<a href="#">Creating and Managing your own ICANN Schedule</a>	<a href="#">17</a>
<a href="#">Language Availability - Live Interpretation</a>	<a href="#">19</a>
<a href="#">Tips to Make the Most of a Hybrid Meeting</a>	<a href="#">20</a>
<a href="#">Useful Web Pages</a>	<a href="#">21</a>

As you review this document, please let the GAC Support staff know if we have missed something you are interested in or if you have additional questions about any of the subjects herein. GAC Support staff can be reached at [gac-staff@icann.org](mailto:gac-staff@icann.org).

## GAC Meeting Overview

Each GAC Meeting usually takes place in conjunction with an ICANN Public Meeting. ICANN org utilizes a “hybrid” meeting format where ICANN community attendees have the opportunity to meet face-to-face at the meeting site (subject to local health and safety protocols) or to follow sessions remotely/virtually. ICANN86 will, once again, fully employ this hybrid meeting format.

## ICANN86 Meeting “Prep” Week

An integral part of ICANN Public Meeting preparations is known as “Prep Week” - which takes place approximately two weeks prior to the meeting. During Prep Week, ICANN org staff conduct a variety of webinar briefings designed to enable interested parties to obtain background information, receive topical issue updates and learn more about the general work of the ICANN community since the previous public meeting. Detailed information about ICANN86 “Prep Week” sessions (and recordings of each session) can be found at - <https://icann86.sched.com/>

- Click **Sign up** and enter your information (email address and create password)
- Once you “Join Event”, the schedule shows up with blank radial buttons to the left of each session. Hover over the radial button and click “ADD TO MY SCHEDULE” (see screenshot below) or just click to add the checkmark.

GAC Opening Plenary
  ccNSO: Tech Day ( 1 of 2 )

**GAC Opening Plenary**

10:00 CEST (UTC+2), 8 June 2026  
 08:00 UTC, 8 June 2026  
 FIBES 1 - Pabellon 3C (GAC)  
 ID# 18269

**Session Details**

Introduction of the meeting week by the GAC Chair, followed by a "tour de table" of GAC members and observers.

Session Leader: Mary Wong

---

**Facilitators**

**Julia Charvolen**  
GAC Advice and Policy Support Manager, ICANN Org

**Mary Wong**  
VP for Strategic Community Operations, Planning & Engagement, ICANN Org

Monday June 8, 2026 10:00am - 11:15am CEST

FIBES 1 - Pabellon 3C (GAC) ICANN 86 - Policy Forum - Seville

- Once you've selected all sessions, click the My Schedule link in the lower left corner or hover over your profile and select My Schedule.

Email Print Calendar

Monday, June 8

- 10:00am CEST ✓ GAC Opening Plenary
- 11:45am CEST ✓ GAC Capacity Development Session: GAC readiness for Next Round (1/2)
- 2:45pm CEST ✓ GAC Capacity Development Session: GAC readiness for Next Round (2/2)
- 4:30pm CEST ✓ Current and Coming Impact of Artificial Intelligence on DNS Abuse
- 6:00pm CEST ✓ Opening Reception

Tuesday, June 9

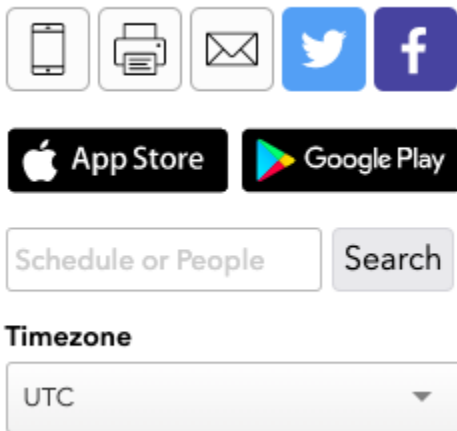

- 10:00am CEST ✓ GAC Discussion on ICANN Reviews of Reviews and Operating Principles Working Group Update
- 11:45am CEST ✓ GAC Discussion on Registration Data Issues and Informational Session on Accuracy of Registratoin Data
- 2:45pm CEST ✓ GAC Discussion on New gTLD Program Next Round
- 4:30pm CEST ✓ GAC Meeting with the ICANN Board and Communique Review Discussion

Or

Profile picture of a woman

- My Schedule
- Settings
- Log Out

- Click the Phone icon



- In the bottom section, “Export Calendar”, click the link next to “My Schedule”. When the .ics is exported, add it to the appropriate calendar.

## Calendar Sync for Google Calendar, Outlook & Apple Calendar

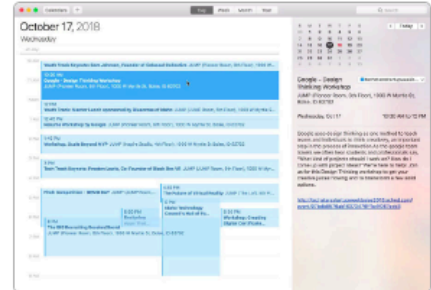
Subscribe in your calendar program to see this event alongside your meetings.

### Apple Calendar

1. Choose a calendar to sync: [My Schedule](#) or [Full Event Schedule](#)
2. On next screen, set "Auto-refresh" to "Every hour" to ensure you get schedule changes.

### Google Calendar

1. Choose a calendar to sync: [My Schedule](#) or [Full Event Schedule](#).
- Note: Google will only update the feed once per day, which means you could miss out on last minute updates.



### Microsoft Outlook

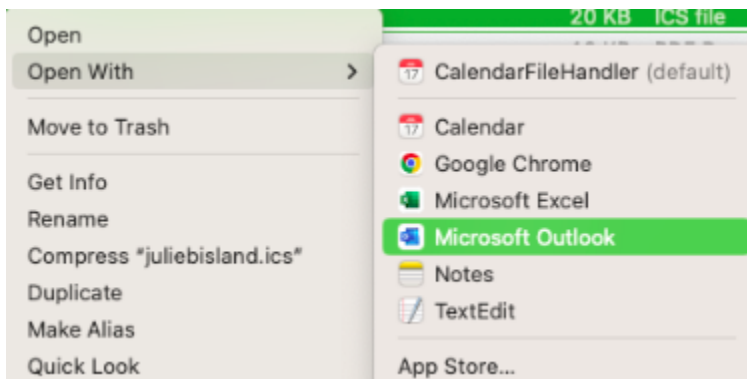
1. Choose a calendar to sync: [My Schedule](#) or [Full Event Schedule](#)
2. View instructions for [Outlook.com](#) or [Outlook for Mac](#).

### Export Calendar

This is a one-time export. You will not receive any updates to the schedule. If you expect the schedule to change, you should choose to one of the sync options above.

**My Schedule:** <https://icann76.sched.com/gulten.tepe.ics>

**Full Event Schedule:** <https://icann76.sched.com/all.ics>



All Prep Week activities are recorded, so if you are reading this material after a session has been held, you can still access the session content.

The <https://icann86.sched.com/> is now posted!

## GAC Meeting Agenda – Navigating the Meeting Calendar Page

GAC members and observers will be gathering throughout the ICANN86 meeting week (4 days) from Monday 8 June through Thursday 11 June 2026.


The GAC calendar page for ICANN86 can be found on the GAC website at <https://gac.icann.org/agendas/icann86-seville-agenda>

**Please make sure you are logged-in to the GAC website with your ICANN Account access credentials to make full use of the public and GAC-private contents of the page.**

In developing the agenda for ICANN86, the GAC leadership has worked hard to avoid session conflicts to enable GAC members to attend cross-community sessions and other sessions of interest during the public meeting. As a consequence, in addition to showing all the GAC sessions for the week, the GAC website ICANN86 calendar page includes references to other notable ICANN86 community sessions that may be of interest to GAC members.

### ICANN86 Seville Agenda

Select Edition:

ICANN86 Seville Agenda 

[Print](#)

Jump to
<a href="#">Introduction</a>
<a href="#">Wednesday, 01 April 2026</a>
<a href="#">Wednesday, 13 May 2026</a>
<a href="#">Monday, 18 May 2026</a>
<a href="#">Thursday, 21 May 2026</a>
<a href="#">Monday, 08 June 2026</a>
<a href="#">Tuesday, 09 June 2026</a>
<a href="#">Wednesday, 10 June 2026</a>
<a href="#">Thursday, 11 June 2026</a>

ICANN | GAC  
Governmental Advisory Committee

# AGENDA

Seville, Spain 08 June 2026 - 11 June 2026

## Introduction

Preparation Information for GAC Members

GAC Hybrid Meeting at ICANN86

Seville, Spain

(GAC Members login recommended)

The ICANN86 Policy Forum will be held in Seville, Spain from Monday 8 June through Thursday 11 June 2026. The 4-day meeting will be conducted as a hybrid event to accommodate both in-person and virtual attendance. The associated GAC meeting schedule has been developed by the committee to leverage that hybrid format.

Once you have accessed the ICANN86 hybrid meeting agenda page, click on any session you want to know more about. For example ICANN86 – Session 1 - GAC Opening Plenary on Monday 8 June from 08:00 to 09:15 UTC

(<https://gac.icann.org/sessions/icann86-session-1-gac-opening-plenary>).

Please note that all session times are displayed in UTC, whereas the local/on-site time of the meeting is Central European Summer Time, CEST, UTC+2.



## ICANN86 - Session 1 - GAC Opening Plenary

08:00 - 09:15 UTC

### Session Details:

Introduction of the meeting week by the GAC Chair, followed by a "tour de table" of GAC members and observers.

When you reach a session page, you will find all the necessary information about the session and you will have access to any materials prepared for the session as they are created and published, including:

- Session details (date/time/title)
- Remote participation link (*a Zoom Web Conference Link will be provided shortly before (the previous day) the session is held*)
- Real Time Transcription link
- Briefing documents will be posted under the *Material* section at the bottom of the session page
- Presentation Slides for each session will also be posted under the *Material* section
- Links to session recordings and transcript - *published after the public meeting concludes*

You may also find the pdf agenda version of the GAC schedule useful

([https://gac.icann.org/dA/13c313df3e/icann86-gac-schedule.pdf?language\\_id=1](https://gac.icann.org/dA/13c313df3e/icann86-gac-schedule.pdf?language_id=1))

as it identifies all GAC sessions for the meeting week on a single-page document. Sessions are color-coded as indicated in the "legend" at the bottom of the document. As noted above, in addition to the GAC plenary sessions, the agenda also identifies other sessions of interest during the week. In-person attendees have found it helpful to print out a copy of

the agenda to bring with them to the meeting or to download a copy on their mobile phone.

Please note that at past GAC face-to-face public meetings, in rare instances, the meeting agenda has had to be updated to reflect real-time changes during the meeting week. That is also possible for this hybrid meeting. As necessary, throughout the week, GAC Support will generate updated versions of the agenda to reflect any changes that may take place. Staff will notify GAC participants of any schedule changes via email as soon as possible.

## Keeping Time - Meeting Time Zones

All times in the GAC agenda/schedule are listed as UTC.

Please note that ICANN86 official meeting hours for sessions are scheduled from 10:00 to 18:00 standard time in Seville (Central European Summer Time, CEST /UTC+2). Dedicated session times during that business-hours window are being used for the official meeting schedule.

Full ICANN org meeting support (interpretation and real time transcription) can only be made available to the community during those business hours.

## Registration for ICANN86

Attendance at an ICANN Public Meeting is free to all ICANN community members and the general public.

**For ICANN86, the ICANN org is requiring that ALL meeting participants officially register in advance of the meeting in order to ensure accurate numbers for logistical (i.e meeting room and schedule access) purposes. In person attendees must register no later than 7 June 2026.**

For participants attending the meeting remotely, full meeting registration status is also necessary to view the full public meeting schedule.

Although formal GAC delegates will receive calendar invitations to individual GAC Meeting sessions, for your own planning purposes you are required to formally register for the ICANN86 meeting as early as possible.

Instructions and information about ICANN86 meeting registration can be found at this web link - <https://meetings.icann.org/en/meetings/icann86/>

To register for the meeting you will need to have an “ICANN Account”. If you do not have an ICANN Account at the time you attempt to register you will be redirected to a web page that helps you to establish your account.

## Registration for Individual Sessions

After registering for the meeting, you should also register for individual meeting sessions throughout the week.

1. Registration to Confirm In-Person or Virtual Participation Registration is required for all attendees. In-person attendees **MUST be pre-registered by 7 June 2026 to gain access to the meeting rooms of the [FIBES Conference and Exhibition Centre](#).**

2. To build your Personal Agenda from the main navigation menu, select Schedule > Simple (displays session titles only), Expanded (displays session details on the main page) Grid or By Venue> Click the checkmark (✓) next to any session title that you intend to participate in-person or virtually.

The screenshot shows a navigation bar with 'Schedule', 'Venue Map', 'Hotel Shuttle Schedule', and 'Search'. Below the navigation bar is a 'Back to schedule' link. The main content area features an orange header for the 'GAC Opening Plenary' session, which includes a checkmark icon and a link to 'Click here to remove from My Schedule.' Below the header, the session details are listed: 'Monday June 8, 2026 10:00am - 11:15am CEST', 'FIBES 1 - Pabellon 3C (GAC)', '10:00 CEST (UTC+2), 8 June 2026', '08:00 UTC, 8 June 2026', 'FIBES 1 - Pabellon 3C (GAC)', and 'ID# 18269'. The 'Session Details' section describes the introduction of the meeting week by the GAC Chair, followed by a "tour de table" of GAC members and observers. The 'Session Leader' is Mary Wong and the 'Staff Facilitator' is Julia Charvolien. The 'Participation Links' section advises not to share Zoom links on social media and to sign in to Zoom sessions using full names. It also states that Zoom participation links will be published 24 hours before the session starts. At the bottom, there is a link for 'Scribe - Closed Captioning' with the URL: <https://www.streamtext.net/player?event=20260608-pabellon3c>.

3. Please keep your Registration and Calendar Up-to-Date! If your plans change from in-person to virtual participation or vice versa, it is important to [update your registration profile](#) accordingly.

**If I change my registration from in-person to virtual, will I have to re-register for sessions?**

No, changes will automatically update to the correct attendance profile. (Please allow 24 hours for changes to take place.)

## Connecting to GAC Sessions - Zoom Room Tool Basics

Zoom virtual meeting rooms will be used as the technology platform for all sessions of the ICANN86 Meeting - for both in-person and virtual attendees. Most GAC delegates are already familiar with the platform, as the Zoom tool has been used during the previous ICANN public meetings and for GAC community calls.

GAC Support staff will send calendar invitations for each ICANN86 GAC session via email directly to all GAC Member and Observer organization participants. Please look for those calendar invites in your email in-box before the start of ICANN86.

Calendar invitations will include the link to the ICANN86 session web page. Participants will need to click on the link to view the connection details for each session.

## Connecting to Other Community Sessions

Please note that non-GAC cross-community sessions will utilize their own different Zoom Room links. Links to ICANN Community sessions of potential interest to GAC delegates will also be added to the individual session entries on the GAC Calendar page.

All participants are required to download the most updated version of the Zoom application to successfully connect to the GAC sessions.

After completing your meeting registration, to participate in any session, please visit the official ICANN schedule page and navigate to your chosen session. Most sessions during this meeting will utilize a standard Zoom Meeting, which allows up to 500 virtual participants to join. Features include the ability to unmute your microphone as needed, type in chat, and view documents and shared video. A handful of sessions, including the ICANN Community Forum, will operate as Zoom Webinars. These webinars are capable of accommodating more participants than a standard Zoom Meeting but have less functionality.

## ICANN86 INFORMATION - Zoom Room Expectations and Protocols

The ICANN86 Policy Forum will be conducted as a hybrid event to accommodate both in-person and virtual attendance. ICANN is committed to ensuring an inclusive meeting that provides an equal opportunity for all to engage on important policy matters. All participants will be required to use Zoom to participate in meeting sessions and will be required to utilize the "Raise Hand" feature to enter the queue to talk (this includes in-room attendees).

To join a session's Zoom room, simply visit the official [ICANN meeting schedule](#) and navigate to the session of your choice. In the description, you will find the Zoom link listed under "Participation Links". ICANN org has also published a quick guide on how to use Zoom, which is available [here](#). Live language interpretation will be provided in multiple languages in select sessions - including all GAC sessions. ICANN has integrated remote simultaneous interpretation (RSI) into Zoom. More information on how to use this feature is available [here](#).

Note: You are encouraged to share ICANN84 session YouTube links (when available) on social media. However, to help reduce potential session disruptions, **please do not** share Zoom participation links on social media.

If you have any questions or concerns about participating remotely, please don't hesitate to reach out at [mts@icann.org](mailto:mts@icann.org) or [gac-staff@icann.org](mailto:gac-staff@icann.org).

## An Equitable Experience for All

- Room Setup Improvements (with physical distancing)
  - Additional screens
  - 1:1 microphones
  - Cameras allowing virtual participants to see in-room participants
  - Dedicated Staff Participation Managers in all on-site meeting rooms and Zoom.
- Virtual Participants - Use the Zoom Microphone to speak and Zoom Video to be seen.
- On-Site Participants
  - Use a physical microphone (push to talk, wireless handheld, or podium microphone) to speak during the session. Do NOT use the Zoom Microphone to speak.

**Regardless of physical location, all participants should use the "Raise Hand" feature in Zoom to join the speaking queue.**

## More Info on Zoom Room Mechanics

For general information on remote participation tools (Zoom meeting rooms and interpretation application) please visit [<https://meetings.icann.org/en/remote-participation>]

## Zoom Room Tutorial References

If you need to learn or brush-up on using Zoom, please consult the [Joining a Zoom Meeting Tutorial](#).

[Download Zoom](#)  
[Zoom Help Center](#)  
[Zoom Tutorials](#)

Zoom also offers free [live training](#) for anyone interested in learning more.

**PLEASE ENSURE YOU HAVE UPDATED YOUR ZOOM APP TO THE LATEST VERSION TO ACCESS ICANN86 SESSIONS.**

## Joining the Zoom Room

Attendees can join any ICANN86 Zoom room meeting using the following methods:

- Computer audio (a good USB headset is recommended)
- Call me - Zoom will dial out to you on the number you provide (please remember to select the correct country code)

Zoom Meeting Participant ID: 161998

Meeting Topic: 051030010-GAC Leadership Call  
Host: Gulten Tepe  
Passcode: .-9S2a=1B%  
Numeric Passcode: 8181538087  
(Telephone/Room systems)  
Invite Link: <https://cann.zoom.us/j/95260694498?pwd=SlIFYW9qTnhwS2l1QUM3SEtqdVdRZz09>  
[Copy Link](#)

Participant ID: 161998

Choose ONE of the audio conference options

Phone Call    **Computer Audio**    Call Me

**Join with Computer Audio**

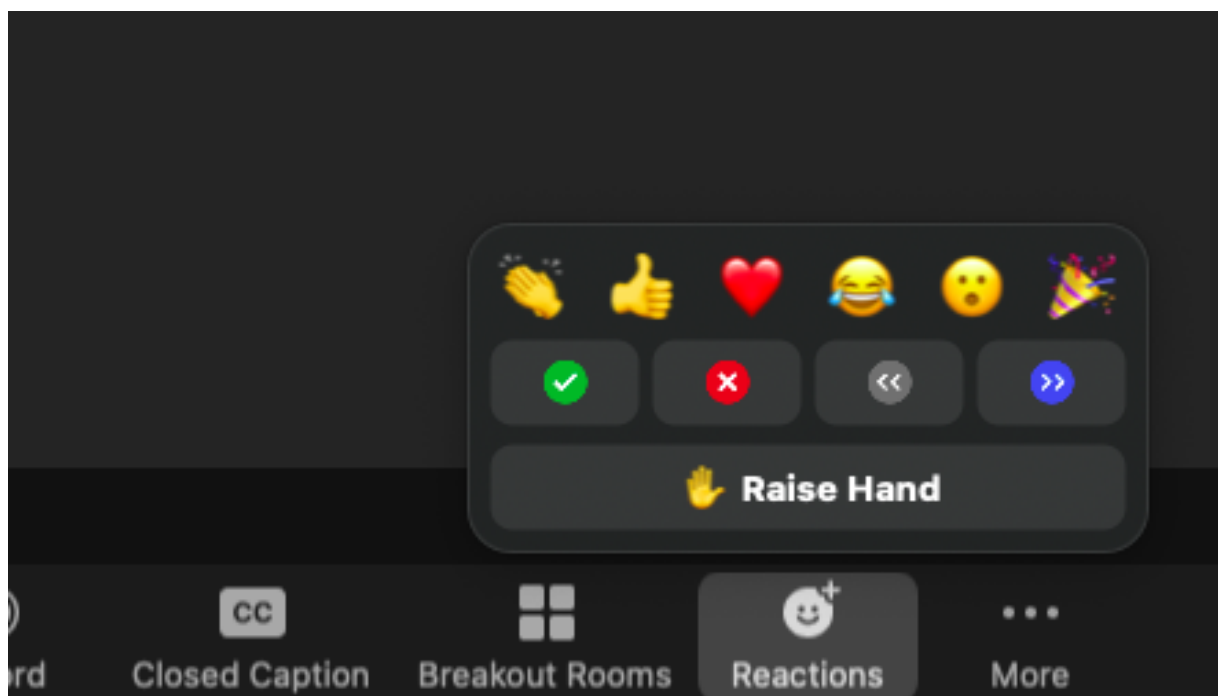
[Test Speaker and Microphone](#)

Automatically join audio by computer when joining a meeting

Join Audio   Start Video   Security   Participants 1   Chat   **Share Screen**   Polling   Record   Closed Caption   More   **End**

## Comments/Questions during GAC Zoom Sessions

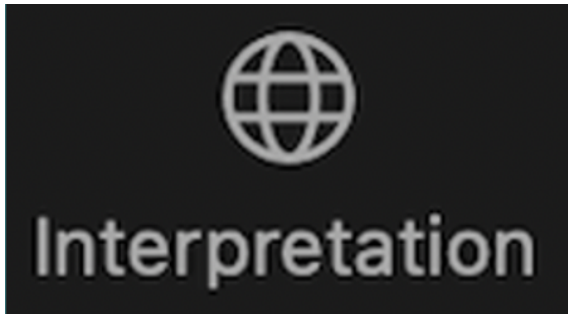
If you wish to make a comment, ask a question or take the floor during a GAC session, you may either type “<Question>” in the chat pod of the Zoom room or raise your hand, situated in the reactions icon on the Zoom banner at the bottom of the screen under “Reactions” tab.



- Note that Zoom frequently updates its features, so you may encounter new options at any time. GAC Support staff will work to alert attendees if anything like this occurs during the meeting week.

## Zoom Access to “Live” Session Interpretations

As an additional Zoom room feature, the Zoom room for each GAC session enables “live” real-time interpretation in the 6 UN languages and Portuguese. This capability can be accessed from the Zoom room menu at the bottom of the Zoom screen (as shown below).



This integration allows participants who have downloaded the Zoom application, to click a single button within the Zoom meeting or webinar to access the interpretation of all available languages.

- To use the interpretation feature within Zoom, [download](#) the Zoom application.
- The language spoken in Zoom may vary throughout the session depending on who is speaking.
- Participants should select the language they will speak or listen to by clicking on the Interpretation icon located on Zoom toolbar.
  - If you wish to speak, prior to unmuting your microphone, ensure you have selected the language you will be speaking, including English speakers.
- If you are unable to download Zoom or have dialed into a session via telephone, visit the relevant session information on the schedule to find an alternate, listen-only option.

## Real Time Transcriptions (RTT)

Real-time transcription (RTT), also known as “scribing” or Live Captioning, is a feature used at every ICANN Meeting for GAC sessions. RTT will be provided for GAC sessions scheduled during the meeting official times. RTT links will be provided under each GAC session on the calendar. *In the case of audio difficulties, you can use the RTT feed as an alternative way to follow session activities, if absolutely necessary.*

- RTT and Zoom closed captioning (CC) will be provided in English.
- If the session is being scribed by live captioners, you may also open the Scribe RTT link listed in the relevant session link/description on the ICANN86 Meeting schedule.

This access is particularly helpful to monitor more than one Zoom room at the same time. This access also provides a quick (unofficial) running transcript of a session “during” the session.

- If a particular session is not being scribed by live captioners via RTT, Zoom’s automated real-time text service will be enabled.
- You can view the real-time text provided by Zoom by clicking the “CC” (closed captioning) icon on the Zoom toolbar.

Please note that the automated and live real-time text transcription might contain inaccuracies and is not an official record of the meeting. Also, real-time text might not be available for speech interpreted into other languages.

Official transcripts for all GAC sessions will be provided in English and made available in the weeks immediately after the ICANN86 meeting. If a session was supported in other languages, official transcripts in those supported languages will also be published via available web links.

## Creating and Managing your Own ICANN Schedule

The official ICANN86 Meeting schedule is published on the ICANN86 Meeting page at: <https://icann86.sched.com/>. In order to find session information, you can either go to the session page or click on the Schedule - “Expanded” format in the drop down menu.

You will have the option to either click on SCHEDULE or MY SCHEDULE (bottom left banner).

### MY SCHEDULE

If you are fully registered for the meeting and have created your profile, you may select which sessions you wish to attend remotely and create your own personal meeting schedule. Those added sessions will appear in “My Schedule” available from the banner on the bottom left. To create your profile, please follow the steps indicated.

**2** Saved To My Schedule  
Need help? [View Support Guides](#)

## FULL SCHEDULE

Using the “SCHEDULE” option will allow you to view the ICANN86 Meeting schedule, day by day. Simply select the session you wish to view. Session descriptions, Zoom room links, RTT links (if provided), and additional material will be made available on each session page.

- **HOW TO DOWNLOAD ICANN84 SESSION INFORMATION TO YOUR CALENDARS:**

### **Step 1 - Create a profile and your personalized ICANN85 schedule**

Go to the <https://icann86.sched.com/> and create a profile and login. Every session on the Full schedule can be selected and added to your individual schedule by clicking the checkmark (✓) in the left corner of each meeting title. This adds it to your individual schedule, My Schedule, which you can then add to your calendar. See next step.

### **Step 2 - To export your personal schedule into your calendar: once you’ve added all your chosen meetings to your schedule, click on (Saved to My Schedule)**

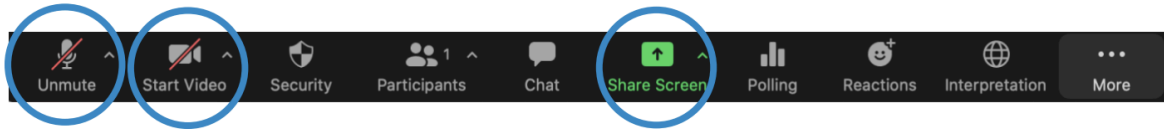
- Access the schedule <https://icann86.sched.com/>. The schedule shows up with blank radial buttons to the left of each session. Hover over the radial button and click “ADD TO MY SCHEDULE” or just click to add the checkmark (✓).
  - Once you’ve selected all sessions, click the My Schedule link in the lower left corner or hover over your profile and select My Schedule.
  - Click the Phone icon
  - In the bottom section, “Export Calendar”, click the link next to “My Schedule”. When the .ics is exported, add it to the appropriate calendar.
- Please remember, for security purposes, participation links will be posted 24-hours prior to the session start times.

**Step 3 - All remote participation sessions will use Zoom rooms.** You can find the Zoom room links for public meetings on the <https://icann86.sched.com/>. URLs will be made available 24 hours prior to the sessions. Participants will have the ability to view the links only if they have registered.

Please download the [latest Zoom app](#) on your participation device (mobile or desktop computer). Need to learn or brush-up on using Zoom? Check out the [Joining a Zoom Meeting Tutorial](#).

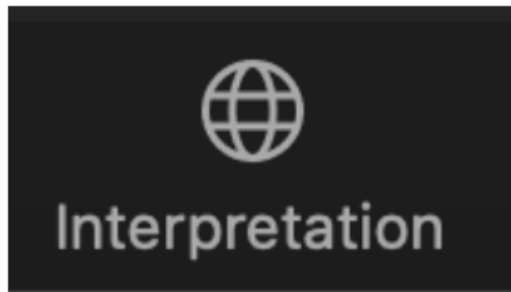
### **Step 4 - Download the mobile app by searching for “ICANN Meetings” in your app stores.**

- Please make sure you are on mute when you enter any Zoom session. Your video should be “off” by default. You can control the mute and unmute via the meeting controls.

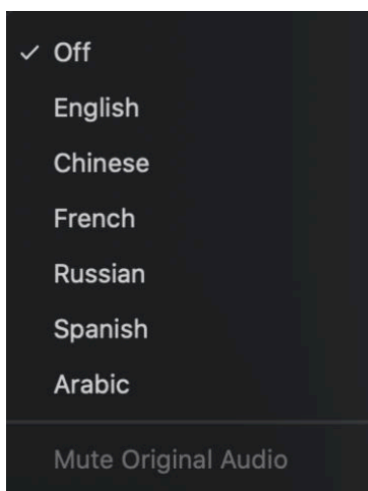


## Language Availability - Live Interpretation (Important)

- All sessions that include interpretation will be conducted using the ICANN Remote Simultaneous Interpretation (RSI) platform now integrated into Zoom. You can select the language of your choice by clicking on the “Interpretation” icon on the toolbar.
- This feature is only available for participants joining via the Zoom application using computer audio.
- Click on the “Interpretation” icon on the Zoom toolbar.



- Select the desired language (English, Chinese, French, Russian, Spanish or Arabic).



- If you would like to ask a question or make a comment in one of the supported languages, raise your virtual hand on the Zoom platform.
- Select the language you will speak by clicking on the “Interpretation” icon on the toolbar.
- Mute notifications from all other platforms or devices (phone, ipad, etc). Review your notification settings and turn them off.
- Use a headset with a mic, if possible. Do not rely on your computer’s built-in mic to speak, if at all possible. Both participants and interpreters will hear you much better.

- When called upon, unmute your microphone in Zoom. State your name for the record, the language you will speak, and ask your question or make your comment. Do not speak too close to the microphone as this creates interference.
- If you intend to read a statement, provide it to the session moderator IN ADVANCE.
- When you are done speaking in the Zoom session, mute your audio, and listen to the language of your choice.
- Please note that if you will be speaking a language OTHER than the language you are listening to, you must change your selection each time you speak to ensure interpretation can be heard by other participants.
- In the event a speaker does not select their language channel, they may still be heard by selecting: **Unmute Original Audio**.

## Tips to Make the Most of a Hybrid Meeting

- Consider using a headset if you are planning to speak during a session. Headsets often have better microphones and sound quality than the built-in microphones and speakers in your laptop or mobile phone.
- State your name and affiliation for the record before you make your comment. Speak clearly, directly, and slowly. If you are reading a statement or a document, please pause between sentences.
- ICANN is a global community and different cultures have different communication styles. Without the benefit of facial expressions and body language, misunderstanding can occur. Please try to be succinct when interacting virtually to avoid miscommunications.
- **Please be aware that all ICANN Public Meeting sessions are subject to ICANN's [Expected Standards of Behavior](#) and the [ICANN Community AntiHarassmentPolicy](#).**
- You are encouraged to stay connected with ICANN org after the meeting through news updates and regional newsletters. [Sign up here](#).

Please advise GAC Support at [gac-staff@icann.org](mailto:gac-staff@icann.org) if there are additional topics or resources that you would like explained in this or future meeting briefings.

## Additional Useful Web Page Resources

Free online courses on ICANN Learn: <https://learn.icann.org>

- Learn about ICANN groups and processes
- Build skills to enhance participation
- Discuss concepts with fellow learners

ICANN org Regional Newsletters: <https://info.icann.org/LP---Regional-Newsletter.html>

ICANN Meetings schedule: <https://icann86.sched.com/>

How to better use SCHED: <https://sched.com/guide/your-personalized-schedule/>

[ICANN Community Digest subscription link](#)

## Other useful resources:

Participation Tool Guides <https://meetings.icann.org/en/remote-participation>

ICANN Expected Standards of Behavior

<https://www.icann.org/resources/pages/expected-standards-2016-06-28-en>

Meeting Support [meetingsupport@icann.org](mailto:meetingsupport@icann.org)

Newcomer webpage <https://www.icann.org/en/beginners>

ICANN Acronyms and Terms

<https://www.icann.org/en/icann-acronyms-and-terms?nav-letter=a&page=1>

ICANN Communities <https://www.icann.org/community>

Policy Development Support <https://www.icann.org/policy>

Technical Functions <https://www.icann.org/technology>